



Community Workers & Our Needs/Wants

Objective:

Students will identify different types of work in the community and explain how each job helps people meet their needs (things we must have to live) and wants (things that are nice to have).

Materials:

- Chart paper or whiteboard
 - Needs/Wants picture cards (food, toys, home, bike, clothes, video games, doctor visit, etc.)
 - Community helper picture cards (doctor, farmer, teacher, firefighter, police officer, builder, grocery clerk, mail carrier)
 - Glue, scissors, crayons
-

Lesson Procedure

1. Warm-Up (5 minutes)


Teacher says:

“Today we will learn about the people who work in our community and how their jobs help us get what we need and what we want.”

Show two cards: **an apple** and **a toy car**.

Ask:

- “Which one is something we need?”



- “Which one is something we want?”
Briefly review:
 - **Needs = things we must have (food, home, clothes).**
 - **Wants = things that are fun to have (toys, games, treats).**
-

2. Teach/Model (10 minutes)

Show pictures of community workers one at a time. For each one, ask:

- “What job is this?”
- “How does this job help people?”
- “Does this worker help us get a need or a want—or both?”

Examples to model with students:

- **Farmer** → grows food → helps meet a *need*
- **Teacher** → helps us learn → helps meet a *need*
- **Grocery clerk** → helps us buy food → *need*
- **Firefighter** → keeps people safe → *need*
- **Toy maker/store worker** → gives us toys → *want*
- **Mail carrier** → brings important mail → sometimes *needs*, sometimes *wants*


Make a T-chart:

Needs Jobs | Wants Jobs

Have students help place each worker picture in the correct column.

3. Guided Practice (10 minutes)

Students work with a partner.



Give each pair a set of mixed picture cards:

- **Needs/Wants items**
- **Community workers**

Partners match each worker to the item they help provide.

Example:

- Farmer → Vegetables
- Builder → House
- Toy store worker → Toys

Walk around and support students.

4. Independent Practice (10 minutes)

Option A: Matching

Match the community worker to the need/want they help provide.

Option B: Sort

Put worker cards who help with **needs** on one side and **wants** on the other.

5. Closing (5 minutes)

Whole-group share-out:

Ask:

- “What job do you think is very important in our community? Why?”
- “How do different kinds of work help people and our community?”

Review:

“People work to help meet needs like food, safety, and learning. Some work helps us get wants



like toys or special treats. All jobs are important because they help our community stay healthy and happy.”

Extension Ideas (Optional)

- **Community Helpers dramatic play center** (dress-up, pretend jobs).
- **Guest speaker** (nurse, firefighter, parent volunteer).
- **Class book:** “When I Grow Up, I Want to Be...”


Community Helper Picture Cards



Doctor



Farmer



Teacher



Firefighter




Police Officer



Builder




Grocery Clerk



Mail Carrier



Lifeguard




Toy Maker



Coach



Mechanic




Plumber



Seamstress



Forest Ranger



Librarian

Needs and Wants Picture Cards

