

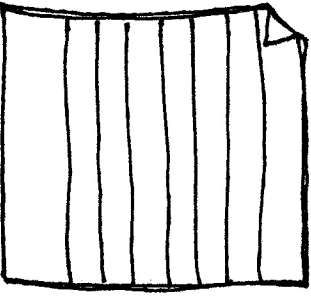
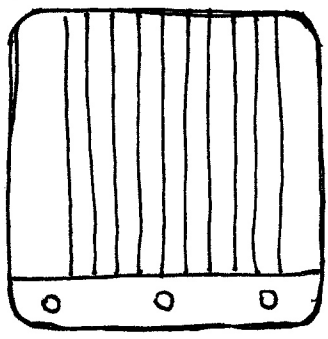
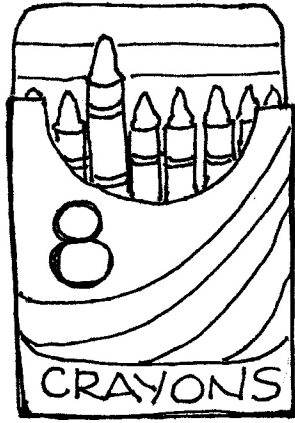
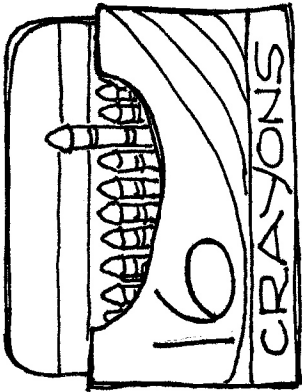





“Bill” says:

1. Color and cut out items you would use to do school work
2. Arrange pictures side by side in order of importance
3. Place the required number of discs by the pictures

 2	 4	 1
 3	 4	 6
 8	 2	 10